



**Cambridge Assessment
English**

Centre Number		Candidate Number	
---------------	--	------------------	--

Pre A1 Starters

Listening

There are 20 questions.

You will need coloured pens or pencils.

My name is:

Part 1

– 5 questions –

Listen and draw lines. There is one example.

Alice

Tom

Kim

Matt



Nick

Grace

Bill

Part 2

– 5 questions –

Read the questions. Listen and write a name or a number.

There are two examples.



Examples

What is the girl's name?

Pat
.....

How old is she?

9
.....

Questions

- 1 How many cousins has Pat got?

- 2 What is the name of Pat's favorite game?

- 3 Which beach does Pat like to go to? Beach

- 4 How many books has Pat got?

- 5 What is the teacher's name? Mr.

Part 3

– 5 questions –

Listen and tick (✓) the box. There is one example.

Where is Lucy now?



A



B



C



1 Who is Dad talking to on the phone?



A



B




C




2 What is the crocodile doing?



A



B



C




3 Where are Hugo's pens?



A



B



C

4 Which boy is Sam?



A



B



C


5 Which is the girl's favourite picture?



A



B



C

Part 4

- 5 questions -

Listen and colour. There is one example.



Pre A1 Starters Listening

Marking key

- () = Acceptable extra words are placed in brackets
- / = A single slash is placed between acceptable alternative words within an answer

Part 4 5 marks

- 1 colour pineapple in box – green
- 2 colour pineapple under lemons – purple
- 3 colour pineapple on computer – orange
- 4 colour pineapple between watermelons – blue
- 5 colour pineapple on board behind woman – red

Part 1 5 marks

- 1 Grace girl with red racket
- 2 Alice girl on a chair
- 3 Bill boy in grey shorts
- 4 Matt boy holding bread
- 5 Kim girl in pink shirt

Part 2 5 marks

- 1 12
- 2 D-U-C-K
- 3 S-H-E-L-L
- 4 20
- 5 L-O-R-R-Y

Part 3 5 marks

- 1 B
- 2 A
- 3 B
- 4 A
- 5 C

Pre A1 Starters Listening

Tapescript

R = rubric
F = Female adult
M = Male adult

Fch = Female child
Mch = Male child

R Hello. This is the Cambridge Starters Listening test.

[MUSIC]

Look at Part 1.

Now look at the picture.

Listen and look.

There is one example.

PAUSE 00'03"

M Hi! This is the park next to our house.

F Wow! And do you know these children?

M Yes. There's Tom. He's flying his kite.

F But Tom's kite is in the tree now!

M That's right!

PAUSE 00'03"

R Can you see the line? This is an example.

Now you listen and draw lines.

PAUSE 00'03"

[REPEAT FROM HERE]

R One

M Who's that? The girl with the red tennis racket?

F That's Grace, I like her long hair.

M Yes. I like Grace's hair too.

PAUSE 00'05"

R Two

M And can you see Alice?

F Sorry? Alice?

M Yes. She's the girl with the tablet.

F Oh! The girl on the chair?

M Yes, she's playing a game on it.

PAUSE 00'05"

R Three

F What's that boy's name?

M The boy in the grey shorts? That's Bill.

F And is that Bill's bike?

M Yes. It's cool.

PAUSE 00'05"

R Four

F Who's that boy? He's holding some bread.

M That's Matt. The bread is for the birds.

F Does Matt like coming to the park?

M Yes. He loves it.

PAUSE 00'05"

R Five

F And who's that girl? She's running ...

M The girl in the pink T-shirt? That's Kim.

F Oh.

M Kim likes playing here too.

F Well, it's a really fantastic park!

PAUSE 00'05"

R Now listen to Part 1 again.

PAUSE 00'03"

[REPEAT PART 1 WITH ONLY 00'03" PAUSES]

That is the end of Part 1.

PAUSE 00'05"

Part 2.

Look at the picture.

Listen and write a name or a number.

There are two examples.

PAUSE 00'03"

M Who's this girl?

Fch She's my friend, Pat.

M Sorry, what's her name?

Fch It's Pat. You spell that, P-A-T.

PAUSE 00'03"

M How old is she?

Fch She's nine now.

M Nine?

Fch Yes. It's her birthday today.

PAUSE 00'03"

R Can you see the answers? Now you listen and write a name or a number.

PAUSE 00'03"

[REPEAT FROM HERE]

R One

Fch Pat's cousins are at her house today.

M That's good! How many cousins has she got?

Fch She's got twelve.

M Pardon! How many?

Fch Twelve.

- PAUSE 00'10"
- R Two
- Fch I like playing with Pat.
- M What's her favourite game?
- Fch The name of her favourite game is 'DUCK'!
- M Duck? Do you spell that D-U-C-K?
- Fch Yes, it's a very funny game.
- M Oh!
- PAUSE 00'10"
- R Three
- M And where does Pat like going?
- Fch She likes going to the beach.
- M Which one?
- Fch She likes going to Shell Beach. You spell that S-H-E-L-L.
- M Shell Beach! Oh ... I know! It's beautiful there.
- PAUSE 00'10"
- R Four
- Fch Pat likes reading, too.
- M Does she? How many books has she got?
- Fch She's got twenty books in her cupboard.
- M Twenty! Wow!
- PAUSE 00'10"
- R Five
- Fch Pat's reading her favourite book. It's about a really funny teacher.
- M Oh! What's the teacher's name?
- Fch His name is Mr Lorry. You spell that L-O-R-R-Y.
- M Mr Lorry? What a funny name!
- PAUSE 00'10"
- R Now listen to Part 2 again.
- PAUSE 00'03"
- [REPEAT PART 2 WITH ONLY 00'05" PAUSES]
- That is the end of Part 2.
- PAUSE 00'05"
- Part 3.
- Look at the pictures.
- Now listen and look.
- There is one example.
- PAUSE 00'03"
- Where is Lucy now?
- PAUSE 00'03"
- Fch Where's Lucy? She isn't in the living room.
- Mch I know. She's in the kitchen with Mum.
- Fch Oh, OK. Thanks. Where are you going Mark?
- Mch I want my hat. It's in my bedroom.
- PAUSE 00'03"
- R Can you see the tick?
- Now you listen and tick the box.
- PAUSE 00'03"
- [REPEAT FROM HERE]
- R One. Who is Dad talking to on the phone?
- PAUSE 00'03"
- Mch Who's Dad talking to, Mum?
- F He's phoning Grandpa about dinner.
- Mch Can Alex, my friend from school, have dinner with us?
- F Not today.
- PAUSE 00'05"
- R Two. What is the crocodile doing?
- PAUSE 00'03"
- Fch I love the crocodile in this story. It's funny. It doesn't like swimming.
- Mch So what's it doing? Eating?
- Fch Not now. It's playing a guitar! Look!
- Mch Oh yes!
- PAUSE 00'05"
- R Three. Where are Hugo's pens?
- PAUSE 00'03"
- Mch I can't find my pens, Grandma. They aren't on my desk.
- F Are those yours, Hugo? The pens under the lamp?
- Mch No, they're Sue's. Oh – mine are there, next to the TV. I can see them now.
- F Good!
- PAUSE 00'05"
- R Four. Which boy is Sam?
- PAUSE 00'03"
- Fch Look Dad. There's Sam. He's my new friend.
- M The boy in the jeans and black jacket?
- Fch Not him. Sam's got a black jacket but he's wearing brown trousers.
- M Oh yes.
- PAUSE 00'05"
- R Five. Which is the girl's favourite picture?
- PAUSE 00'03"
- Fch These paintings are great, Mrs Door. Those flowers are beautiful.
- F Thank you! Which painting is your favourite? The one of the houses?
- Fch That's nice, but no. My favourite is the one of the goats. I love that.
- F Me too.
- PAUSE 00'05"

R Now listen to Part 3 again.

PAUSE 00'03"

[REPEAT PART 3 WITH NO PAUSE AFTER THE QUESTION BUT THE SAME 00'05" PAUSE AFTER EACH DIALOGUE]

That is the end of Part 3.

PAUSE 00'05"

Part 4.

Look at the picture.

Listen and look.

There is one example.

PAUSE 00'03"

Fch There's a lot of fruit in this picture! Is it a shop?

M Yes, it is. Can you see the pineapple on the clock?

Fch The pineapple on the clock. Oh yes! Can I colour it yellow, please?

M Yes, you can.

PAUSE 00'03"

R Can you see the yellow pineapple? This is an example.

Now you listen and colour.

PAUSE 00'03"

[REPEAT FROM HERE]

R One

M Can you colour the pineapple in the box now?

Fch The pineapple in the box?

M That's right. Colour it green, please.

Fch OK! I love that colour! There!

PAUSE 00'15"

R Two

M Now find the pineapple under the lemons.

Fch Under the lemons?

M Yes. Colour that pineapple purple.

Fch OK. I'm doing that now.

M Fantastic! Thank you.

PAUSE 00'15"

R Three

Fch There's a picture of a pineapple on the computer too. Look!

M On the computer? Oh yes!

Fch Can I colour that pineapple orange?

M Yes, you can. That's great!

PAUSE 00'15"

R Four

M And ... I know! Can you see the pineapple between the two watermelons?

Fch The one between the watermelons? Yes I can.

M Good. Colour that pineapple blue.

Fch OK. That's funny.

PAUSE 00'15"

R Five

M And can you colour this pineapple now?

Fch Which pineapple? The one on the board?

M Yes! The pineapple on the board. Colour it red.

Fch OK. I'm colouring that one now.

M Very good. Thanks!

PAUSE 00'15"

R Now listen to Part 4 again.

PAUSE 00'03"

[REPEAT PART 4 WITH ONLY 00'10" PAUSES]

That is the end of the Starters Listening test.

[MUSIC]

Blank page



Cambridge Assessment
English

Centre Number		Candidate Number	
---------------	--	------------------	--

Pre A1 Starters

Reading and Writing

There are 25 questions.

You will need a pen or pencil.


My name is:

Part 1


– 5 questions –

Look and read. Put a tick (✓) or a cross (✗) in the box. There are two examples.


Examples



This is a bus.




These are snakes.



Questions

1



This is a mat.




2




This is an ear.

3



These are coconuts.

4



This is a sofa.

5



These are helicopters.

Part 2

– 5 questions –

Look and read. Write **yes** or **no**.



Examples

The boys are wearing blue shorts.

..... *yes*

Two cows are looking at the sun.

..... *no*

Questions

1 The children are fishing in the sea.

.....

2 There's an old boot in the water.

.....

3 You can see three fish in the picture.

.....

4 The child with black hair is sitting down.

.....

5 There's a green frog on the bag.

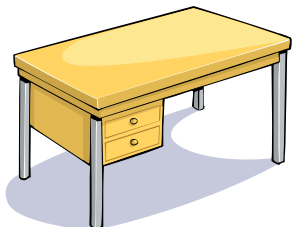
.....

Part 3

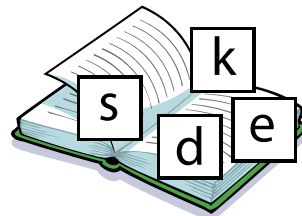
– 5 questions –

Look at the pictures. Look at the letters. Write the words.

Example

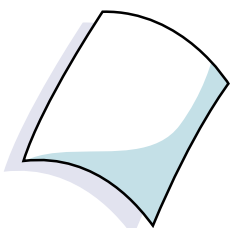


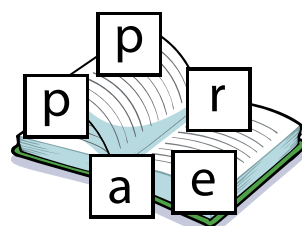
d e s k



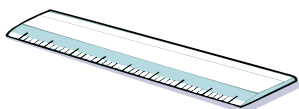
Questions

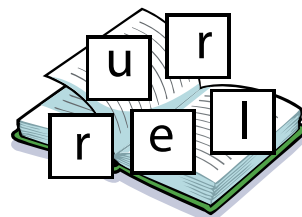
1



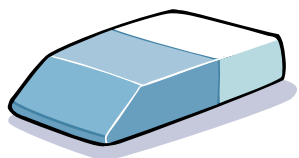


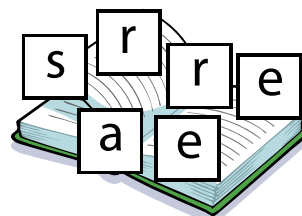
2






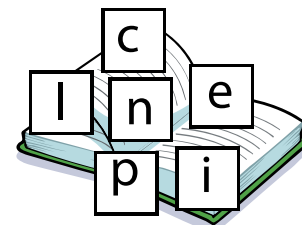
3






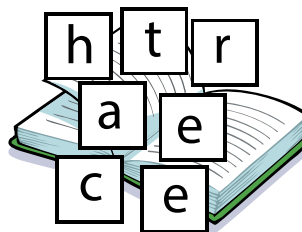
4





5





Part 4









– 5 questions –

Read this. Choose a word from the box. Write the correct word next to numbers 1–5. There is one example.

A horse



Horses are beautiful animals. The one in the picture has four long ^{legs} , two big (1) and a long face. It has a brown (2) on its body too. Lots of (3) enjoy riding horses. Some families have a horse for a pet. At the end of the (4), they clean their horse and give it (5) and water. Horses like eating apples and carrots!

Example			
			
legs	people	food	balloon
			
eyes	door	day	tail

Part 5

– 5 questions –

Look at the pictures and read the questions. Write one-word answers.




Examples

What are the children doing? *running*

Where is the bird? *in a tree*

Questions

1 Where's the woman's hat? *on the*



2 Who's pointing? the

3 What has the bird got in its mouth? the



4 How many birds are there now?

5 What are the birds doing?

Pre A1 Starters Reading and Writing

Marking key

() = Acceptable extra words are placed in brackets

/ = A single slash is placed between acceptable alternative words within an answer

Part 1 5 marks

- 1 ✗
- 2 ✓
- 3 ✗
- 4 ✓
- 5 ✓

Part 2 5 marks

- 1 no
- 2 no
- 3 yes
- 4 yes
- 5 yes

Part 3 5 marks

- 1 paper
- 2 ruler
- 3 eraser
- 4 pencil
- 5 teacher

Part 4 5 marks

- 1 eyes
- 2 tail
- 3 people
- 4 day
- 5 food

Part 5 5 marks




- 1 table
- 2 children / kids / girl and boy [in any order]
- 3 hat
- 4 3 / three
- 5 singing / whistling

Pre A1 Starters Speaking

Summary of procedures

The usher introduces the child to the examiner.

1. The examiner greets the candidate and checks the candidate's name. This part is unassessed. The examiner starts the test by demonstrating what is required and then asks the child to point to objects on the scene picture, e.g. 'Where's the sun?' The examiner asks the candidate to point to two object cards and gives instructions to place them in different locations on the scene picture, e.g. 'Put the apple in front of the birds.'
2. The examiner asks the candidate some questions about the scene picture, e.g. 'What's this?' (Answer: a fish) 'What colour is it?' (Answer: pink). The examiner also asks the child to describe an object from the scene, e.g. 'Tell me about this man.'
3. The examiner asks the candidate questions about four of the object cards, e.g. 'What's this?' (Answer: a spider) and 'What's your favourite animal?'
4. The examiner asks the candidate some personal questions on topics such as age, family, school and friends, e.g. 'What's in your classroom?'





STARTERS SPEAKING. Scene picture