

# Movers writing skills



## Contents

What can you see?	2
Which person, which thing?	3
What are they doing?	4
Who, what, where, how many?	5
Where are they?	6
Questions and sentences	7
Describing a picture	8
Writing about people	10
Make your sentences longer	11
Let's write!	12
Acknowledgements	14

**Frances Treloar**

# What can you see?



**A** Put a (✓) or a (X) in the box if you can see the thing in the picture.

an island	<input checked="" type="checkbox"/>	a plane	<input checked="" type="checkbox"/>	some sand	<input type="checkbox"/>	some rocks	<input type="checkbox"/>
two dolphins	<input type="checkbox"/>	six parrots	<input type="checkbox"/>	a man	<input type="checkbox"/>	a girl	<input type="checkbox"/>
the sea	<input type="checkbox"/>	two ships	<input type="checkbox"/>	an egg	<input type="checkbox"/>	the sky	<input type="checkbox"/>

**B** Here are six more things you can see in the picture. Write the words.

~~a seuh~~ | two ndowiws | three locusd | two mwone | two aotsb | two ysbo

Example ..... a house .....

1 .....  
2 .....

3 .....

4 .....

5 .....

**Remember!**

an apple, an egg, an island, an orange T-shirt, an umbrella

# Which person, which thing?

**A** Write the number of the people and things in the picture on page 2.

- |   |                                      |
|---|--------------------------------------|
| 1 the woman with long hair                | 6 the parrot which is on the rock    |
| 2 the woman with a parrot on her shoulder | 7 the biggest cloud                  |
| 3 the boy in an orange T-shirt            | 8 the smallest cloud                 |
| 4 the taller boy                          | 9 the boat with a sail               |
| 5 the parrot on the boat                  | 10 the boat which has the boys in it |

**B** Match the two parts of these sentences. Draw lines.

**Example** The woman with a parrot on her shoulder has

- 1 The taller boy is wearing a
- 2 The parrot which is on the rock is
- 3 The biggest cloud is
- 4 The boat with a sail has

- yellow T-shirt.
- long blond hair.
- short grey hair.
- orange T-shirt.
- grey.
- not got any people in it.
- black.
- holding a flower.
- three people in it.
- looking at the boat.

**C** Now complete these sentences with one or two words.

**Example** In the sky, there are three *clouds* .....

- 1 The woman with grey hair has ..... on her shoulder.
- 2 Two parrots are flying above .....
- 3 The parrot with ..... is standing on the boat.
- 4 The shorter boy's ..... is orange.
- 5 The boat which is going to ..... doesn't have a sail.

# What are they doing?



**A** Look at the picture and the words. Write the words in the table.

standing    sitting    sailing    carrying bags    smiling  
drawing    pointing    waving

the woman	the man	the girl	the boy
standing	standing		

## Remember!

sit + t + ing = sitting

swim + m + ing = swimming

wave e + ing = waving

smile e + ing = smiling

# Who, what, where, how many?

## A Read and match the questions and answers. Draw lines.

**Example** Who is on the sand?

- 1 Where is he?
- 2 What is he doing?
- 3 How many planes can you see?
- 4 What colour is the boy's T-shirt?
- 5 What shape is around the plane?

- drawing a plane
- orange
- a circle
- a boy
- one
- at the beach



## B Match the questions and answers. Write them on the lines.

~~Where is the parrot?~~

Who has got long, blond hair?

What is the girl doing?

How many people are standing on the sand?

What colour are the boy's shorts?

What is jumping out of the water?

red and white

the woman

~~on a rock~~

sailing a boat

two

a blue dolphin

**Example** ..... *Where is the parrot?* .....

..... *on a rock* .....

- 1 .....
- 2 .....
- 3 .....
- 4 .....
- 5 .....


- .....
- .....
- .....
- .....
- .....

## C Answer the questions.

**Example** What is flying in the sky? ..... *a plane* .....

- 1 What shape is on the boat's sail? .....
- 2 Where is the man's bag? .....
- 3 Who is waving? .....

# Where are they?



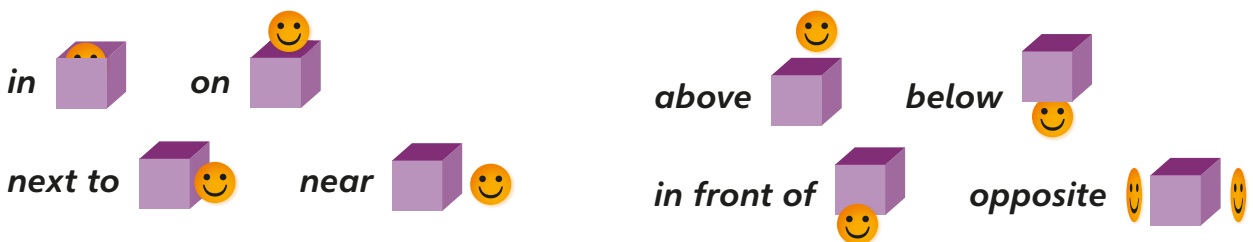
## A Circle the correct word.

The man is ...

Example **in** | at the garden.

- 1 outside | inside the house.
- 2 in | on the chair.
- 3 about | with his family.
- 4 in | on a white shirt.
- 5 next to | near the two women.
- 6 above | below some leaves.
- 7 between | out of two plants.
- 8 in front of | opposite a wall.

### Remember!



# Questions and sentences

**A** Look at the picture on page 6. Put a (✓) or (X) next to the sentences.

Cross out the wrong words and write the correct words.

**Examples**

One of the boys is standing on a chair.

.....

The older woman is sitting ~~under~~ the table.

*next to* .....

1 The parrot is on a chair which is behind the older woman.

.....

2 One of the boys is dancing with his mother.

.....

3 There are some green leaves above the man.

.....

4 The woman in a blue and white dress is dancing in the grass.

.....

5 The phone is below the boy's hand.

.....

**B** Look at the picture on page 6 for one minute. Then cover the picture and say answers to the questions.

**Example** Where is the parrot?

1 Who is dancing with one of the boys?

2 What is the man playing?

3 What is the boy who is standing on the chair doing?

4 Where are the plates and glasses?

5 What colour is the bowl that's next to the flowers?



**C** Now look at the picture and complete the sentences with one, two or three words.

**Example** The parrot is on ..... *a chair* .....

1 One of the boys is dancing with .....


2 The person who is playing ..... is sitting in front of the wall.

3 The boy who is standing on the chair is .....

4 There are lots of ..... on the table.

5 The bowl that's next to the flowers is .....

# Describing a picture



**A** Look at the pictures on pages 8 and 9. Put the words in the correct order. Which picture are they about? Write A, B or A and B.

**Example** monkey The in boat. the is  
 ..... The monkey is in the boat. ..... **B**

**1** orange book. reading is Grandfather an  
 .....

**2** tree. climbing Jack is the  
 .....

**3** short parrots' yellow. The tails and are  
 .....

**4** is The Star. called boat man's  
 .....

**5** between There a rocks. is some waterfall  
 .....

**6** swimming girl river. is across the The  
 .....

**Remember!**  
 the boys name is jack X The boy's name is Jack. ✓





**B** Write correct punctuation for the sentences about picture B.

**Example** the monkey is in the boat

*The monkey is in the boat.*

- 1** the boy who is fishing is called jack
- 2** the name of the boat is sky
- 3** the girls swimsuit is pink

.....

.....

.....

.....

**C** Write sentences about pictures A and B with words from each box. Write A or B.

The fish  
Grandpa's feet  
The parrots' tails  
The monkey  
The girl  
The frog  
There

is  
are  
is jumping  
has got

out of the water.  
long and red.  
three parrots in the tree.  
a camera.  
looking at the boat.  
out of the boat.  
in the water.

**Example** *The fish* .....

**1** .....

**2** .....

**3** .....

**4** .....

**5** .....

**6** .....

*is jumping* .....

.....

.....

.....

.....

.....

*out of the water* .....

.....

.....

.....

.....

.....

Picture  
**A**

.....

.....

.....

.....

.....

.....

# Writing about people

**A** Circle the correct words.



Jack

Example

Jack's clothes	T-shirt boots jeans skirt cap shorts shoes shirt
The colours of Jack's clothes	red green pink blue yellow brown black
Jack's hair	straight curly long short brown black blonde
Things Jack is doing	climbing a tree fishing in the river sitting under the tree swimming in the river standing by the river

The girl

The girl's clothes	T-shirt boots jeans skirt shorts shoes shirt
The colours of the girl's clothes	red green pink blue yellow brown black
The girl's hair	straight curly long short brown black blonde
Things the girl is doing	swimming in the river taking a photo standing by the river fishing in the river

# Make your sentences longer

**A** Look at the pictures on page 10. Complete the sentences.

**Example** Jack is wearing a yellow T-shirt, blue jeans and a blue cap.

- 1 Jack's hair is ..... , ..... and .....
- 2 Jack is ..... the tree and ..... in the river.

**B** Write sentences about the girl on pages 8 and 9.

- 1 The girl is .....
- 2 .....

**C** Read then complete the sentences.



**Example** Jack is wearing shoes, which are white.

The girl is wearing boots, which are pink.

- 1 The parrots have got yellow tails, which are short.  
The monkey has got a brown tail, which .....
- 2 The boy is looking at the parrots, which are in the tree.  
The monkey is looking at the boat, which .....
- 3 Jack is wearing a cap with his name on it.  
The girl is wearing a T-shirt with .....
- 4 In the tree there is a boy, who is climbing.  
In the tree there is a man, who .....

**D** Write two more sentences. Use **and**, **which**, **with** or **who**.


- 1 .....
- 2 .....

## Remember!

Make your sentences longer with **and**, **which**, **with** and **who**.

# Let's write!

Look and read and write.



## Examples

The man with grey hair is in the  
Where is the bottle?

.....  
car  
.....  
between two rocks  
.....

## Questions

### Complete the sentences.

- 1 In her hand, the woman has got .....  
.....
- 2 Both ..... are wearing  
a cap.

#### Help

You may only need to write one word. **Don't** write more than five words. There is sometimes more than one correct answer.

### Answer the questions.

- 3 What is flying below the helicopter?  
.....  
.....
- 4 Where is the man with a phone?  
.....  
.....

#### Help

You **don't** need to write sentences. You may only need to write one word. **Don't** write more than five words. Some questions have more than one correct answer.

### Now write two sentences about the picture.

- 5 .....
- 6 .....

#### Help

Write full sentences. You can write about anything in the picture, but **don't** write about things that **are not** in the picture. Write about different things from questions 1–4. Check your spelling, punctuation and grammar carefully.

# Acknowledgements

Freelance Editorial Services by Jane Coates and Jenny Siklos.  
Design and typeset by Wild Apple Design.  
Cover design and header artwork by Chris Saunders (Astound).

The authors and publishers acknowledge the following sources of copyright material and are grateful for the permissions granted. While every effort has been made, it has not always been possible to identify the sources of all the material used, or to trace all copyright holders. If any omissions are brought to our notice, we will be happy to include the appropriate acknowledgements on reprinting and in the next update to the digital edition, as applicable.

The publishers are grateful to the following for permission to reproduce copyright illustrations:  
Gemma Hastilow (Beehive Illustrations) pp. 2, 4, 5, 6, 7, 8, 9, 10, 11, 12; Nicholas Jackson (Astound) p. 1.